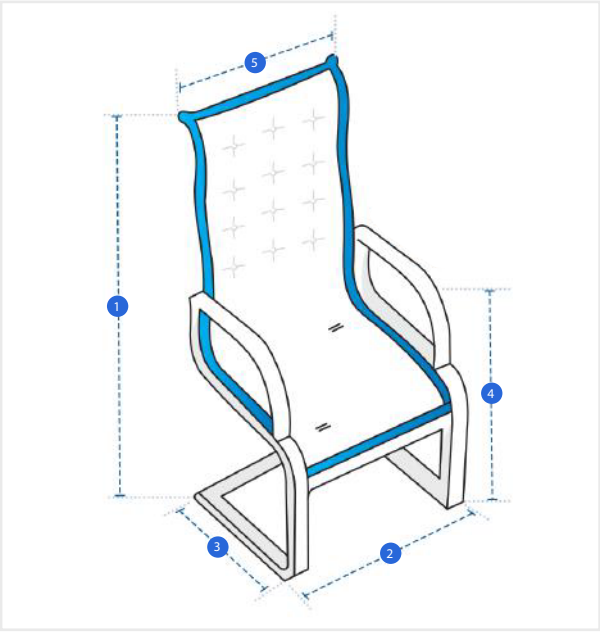


How to Measure Chair Cover - Design 18

Measurement Instruction

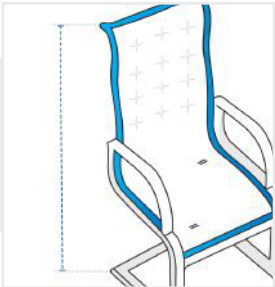
- ✓ Give exact measurement from edge to edge.
- ✓ The height dimensions will remain same as provided by you.
- ✓ We add 2.5 to 5 cm leeway on the given width/depth for easy pull-in and pull-out.



Measurement (cm)

1. Height	<input type="text"/>	2. Width	<input type="text"/>
3. Depth	<input type="text"/>	4. Front Height	<input type="text"/>
5. Back Width	<input type="text"/>		

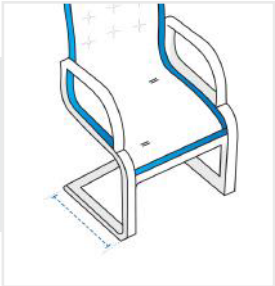
**1. Height:**  
Height of the Chair



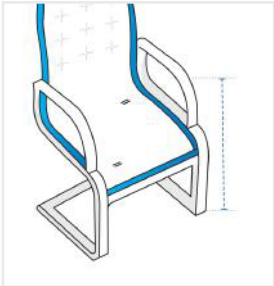
**2. Width:**  
Width of the Chair



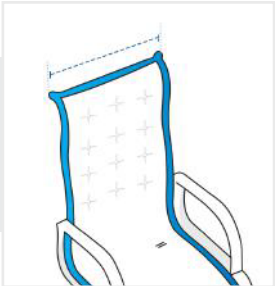
**3. Depth:**  
Depth of the Chair



**4. Front Height:**  
Front Height - Ground to Arm  
(Or ground to seat if no arm)



**5. Back width:**  
Back Width of the Chair



We encourage you to upload the image of the article you need the cover for - this helps our team ensure covers are designed keeping your requirements in mind.