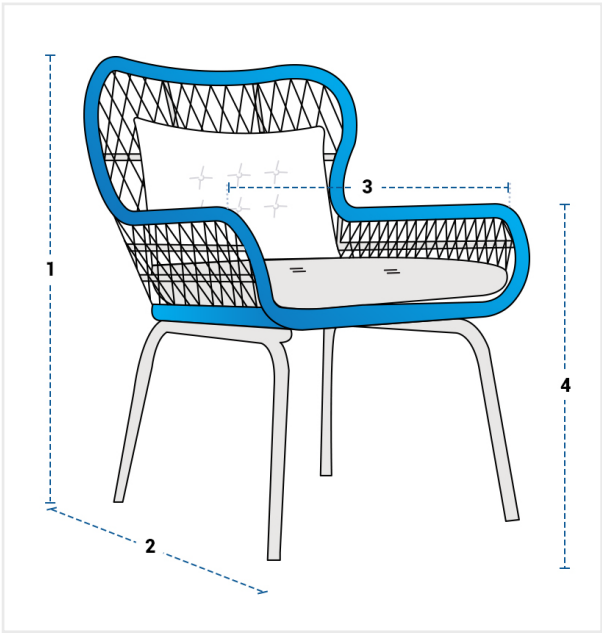


# How to Measure Chair Cover Design-13

## Measurement Instruction

- ✓ Give exact measurement from edge to edge.
- ✓ We add 2.5 to 5 cm leeway on the given width/depth for easy pull-in and pull-out.
- ✓ The height dimensions will remain same as provided by you.



### Measurement (cm)

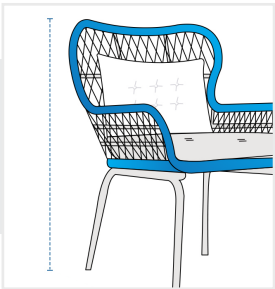
1. Back Height

2. Depth

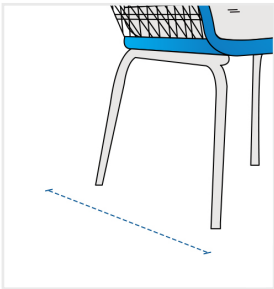
3. Width

4. Front Height

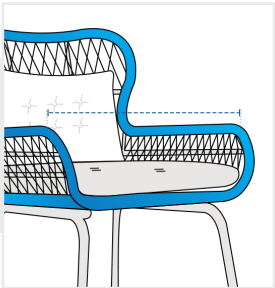
**1. Back Height:**  
Back Height of the Chair



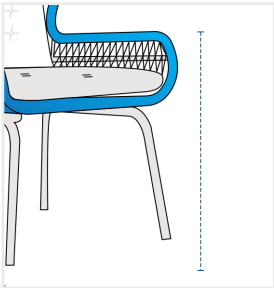
**2. Depth:**  
Depth of the Chair



**3. Width:**  
Width of the Chair



**4. Front Height:**  
Front Height of the Chair



We encourage you to upload the image of the article you need the cover for - this helps our team ensure covers are designed keeping your requirements in mind.