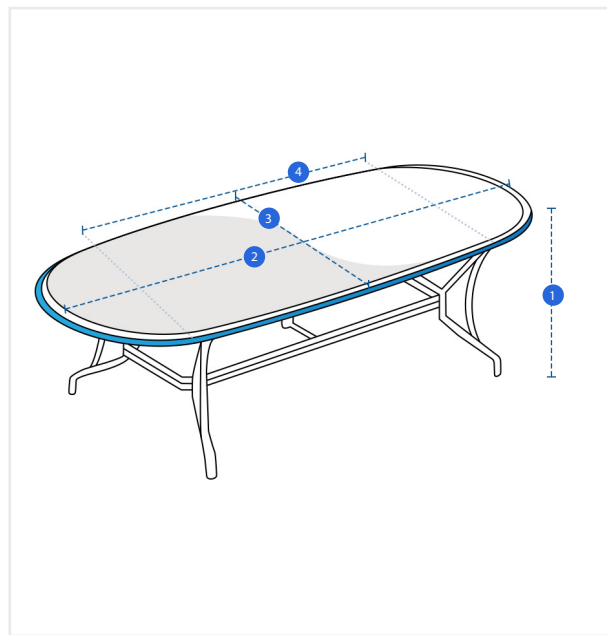


How to Measure Oval Table Covers - Design 2

Measurement Instruction

- ✓ Give exact measurement from edge to edge.
- ✓ We add 2.5 to 5 cm leeway on the given width/depth for easy pull-in and pull-out.
- ✓ The height dimensions will remain same as provided by you.



Measurement (cm)

1. Height

2. Width


3. Depth

4. Curvature Width

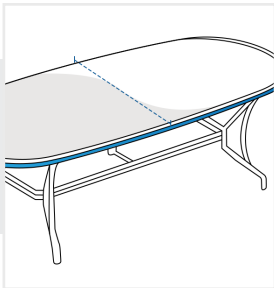
1. Height:
Height of the Oval Table



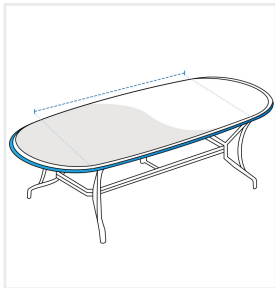
2. Width:
Width of the Oval Table



3. Depth:
Depth of the Oval Table



4. Curvature Width:
Curvature width of the Oval Table



We encourage you to upload the image of the article you need the cover for - this helps our team ensure covers are designed keeping your requirements in mind.