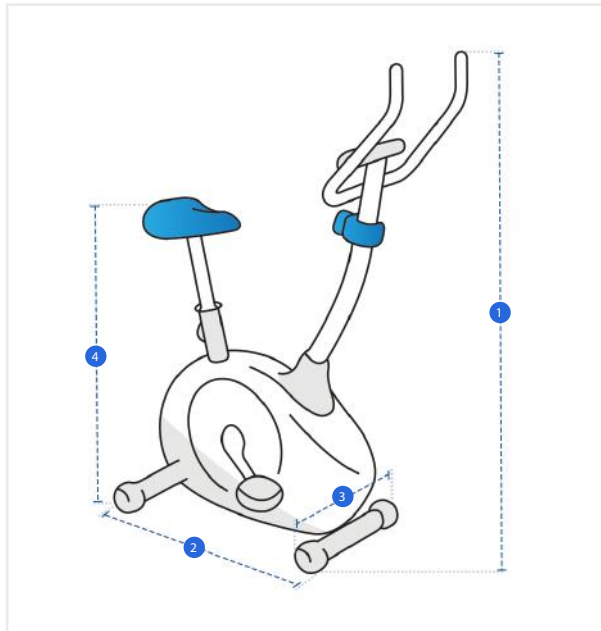


How to Measure Exercise Bike Covers

Measurement Instruction

- ✓ Give exact measurement from edge to edge.
- ✓ We add 1" to 2" leeway on the given width/depth for easy pull-in and pull-out.
- ✓ The height dimensions will remain same as provided by you.



Measurement (Inches)

1. Front Height

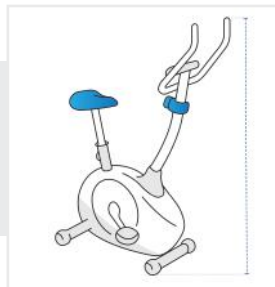
2. Width

3. Depth

4. Back Height

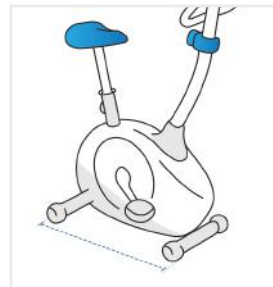
1. Front Height:

Front Height of the Exercise Bike



2. Width:

Width of the Exercise Bike



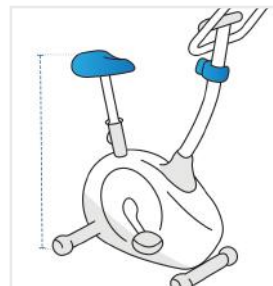
3. Depth:

Depth of the Exercise Bike



4. Back Height:

Back Height of the Exercise Bike



We encourage you to upload the image of the article you need the cover for - this helps our team ensure covers are designed keeping your requirements in mind.