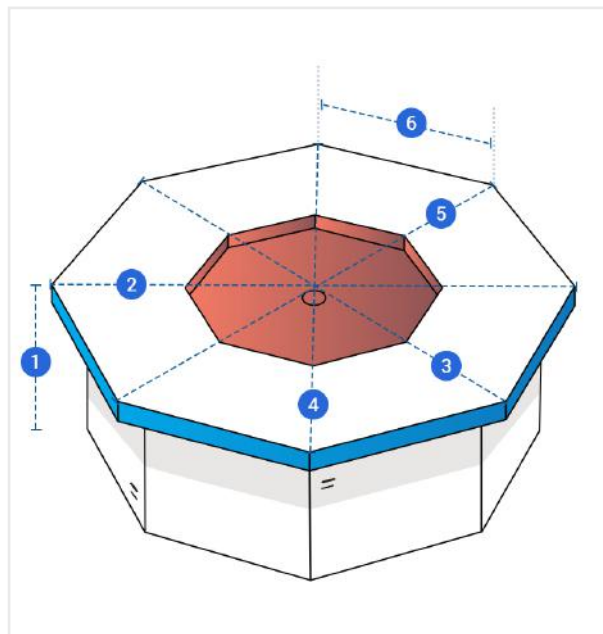


How to Measure Fire Pit Covers - Octagon

Measurement Instruction

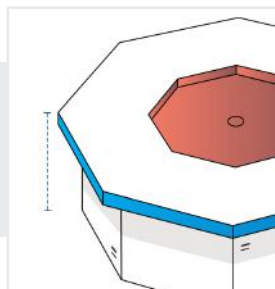
- ✓ Give exact measurement from edge to edge.
- ✓ We add 0.5" to 1.5" leeway on the given width/depth for easy pull-in and pull-out.
- ✓ The height dimensions will remain same as provided by you.



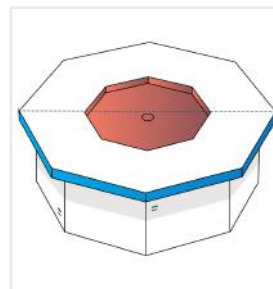
Measurement (Inches)

1. Height	<input type="text"/>	2. Diameter #1	<input type="text"/>
3. Diameter #2	<input type="text"/>	4. Diameter #3	<input type="text"/>
5. Diameter #4	<input type="text"/>	6. Width	<input type="text"/>

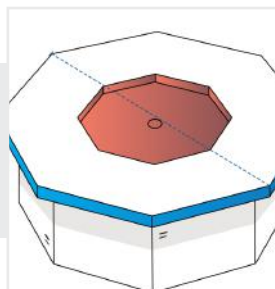
1. Height:
Height of the Fire Pit Octagon



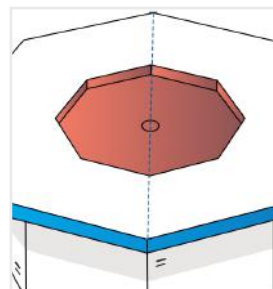
2. Diameter #1:
Diameter #1 of the Fire Pit Octagon



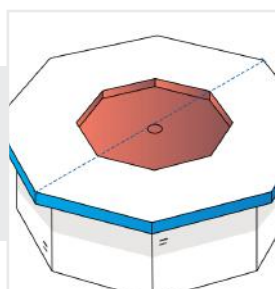
3. Diameter #2:
Diameter #2 of the Fire Pit Octagon



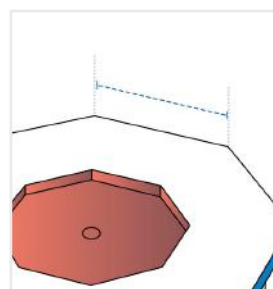
4. Diameter #3:
Diameter #3 of the Fire Pit Octagon



5. Diameter #4:
Diameter #4 of the Fire Pit Octagon



6. Width:
Width of the Fire Pit Octagon



We encourage you to upload the image of the article you need the cover for - this helps our team ensure covers are designed keeping your requirements in mind.