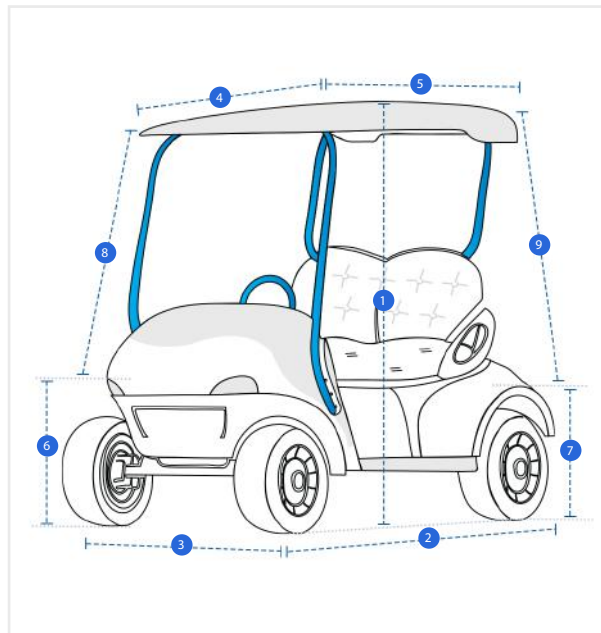


## How to Measure Golf Cart Covers?

### Measurement Instruction

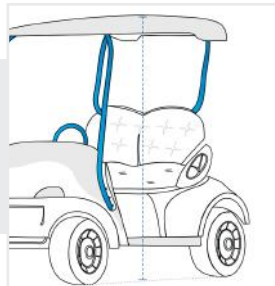
- ✓ Give exact measurement from edge to edge.
- ✓ We add 1" to 2" leeway on the given width/depth for easy pull-in and pull-out.
- ✓ The height dimensions will remain same as provided by you.



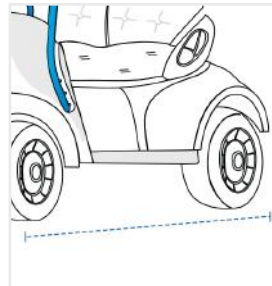
### Measurement (Inches)

1. Total Height	<input type="text"/>	2. Width	<input type="text"/>
3. Depth	<input type="text"/>	4. Depth Top	<input type="text"/>
5. Top Width	<input type="text"/>	6. Front Height	<input type="text"/>
7. Back Height	<input type="text"/>	8. Depth Left	<input type="text"/>
9. Depth Right	<input type="text"/>		

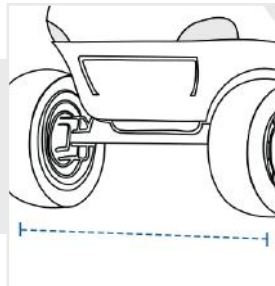
**1. Total Height:**  
Height of the Tarp



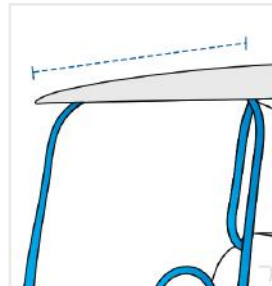
**2. Width:**  
Width of the Tarp



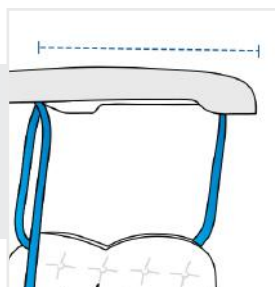
**3. Depth:**  
Length of the Tarp



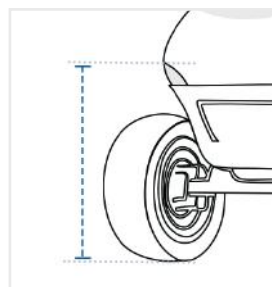
**4. Depth Top:**  
Width of the Tarp



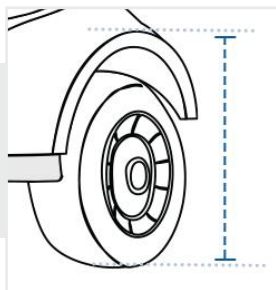
**5. Top Width:**  
Length of the Tarp



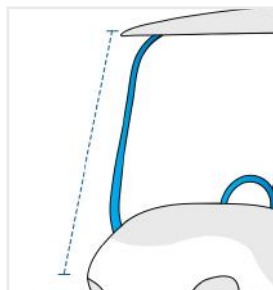
**6. Front Height:**  
Width of the Tarp



**7. Back Height:**  
Height of the Tarp



**8. Depth Left:**  
Width of the Tarp



**9. Depth Right:**  
Height of the Tarp

