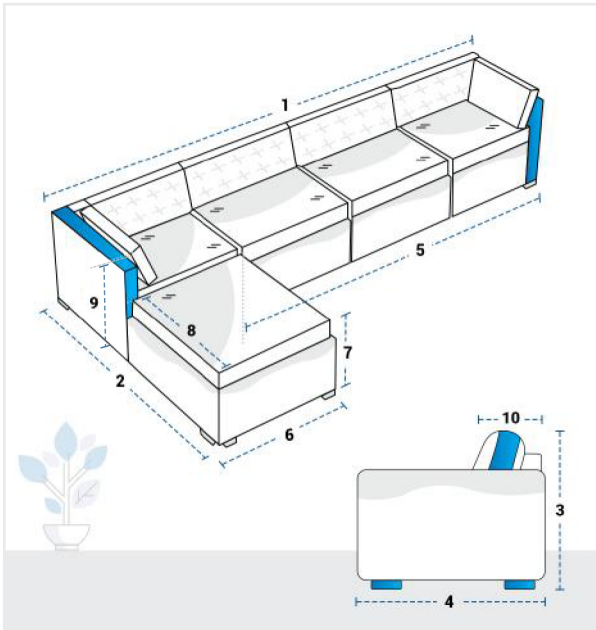


How to Measure L Shape Sofa Covers - Design 3

Measurement Instruction

- ✓ Give exact measurement from edge to edge.
- ✓ We add 5 and 7.5 cm leeway on the given width/depth for easy pull-in and pull-out.
- ✓ The height dimensions will remain same as provided by you.

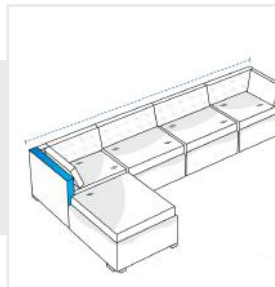


Measurement (cm)

1. Length of Back - Right	<input type="text"/>	2. Length of Back - Left	<input type="text"/>
3. Back Height from Ground to Cushion	<input type="text"/>	4. Depth	<input type="text"/>
5. Length of Front - Right	<input type="text"/>	6. Length of Front - Left	<input type="text"/>
7. Height from Ground to Cushion	<input type="text"/>	8. Depth#1	<input type="text"/>
9. Height from Ground to Arm	<input type="text"/>	10. Depth of Back rest Incl Cushion	<input type="text"/>

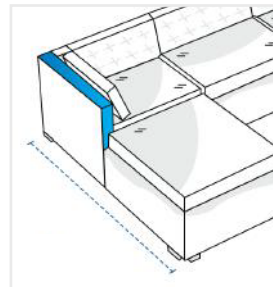
1. Length of Back - Right:

Length of Back - Right of the Sofa



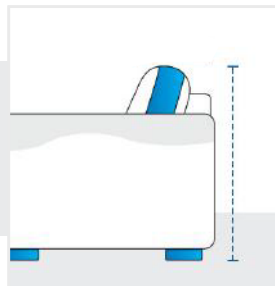
2. Length of Back - Left:

Length of Back - Left of the Sofa



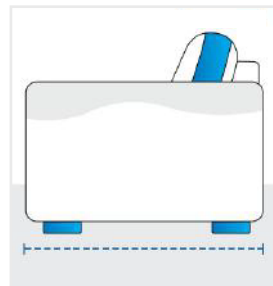
3. Back Height from Ground to Cushion:

Back Height from Ground to Cushion of the Sofa



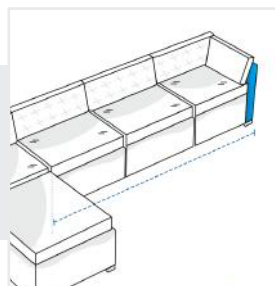
4. Depth:

Depth of the Sofa



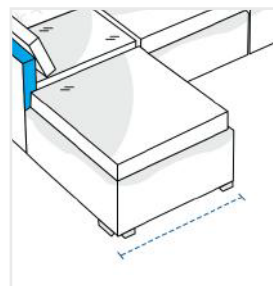
5. Length of Front - Right:

Length of Front - Right of the Sofa



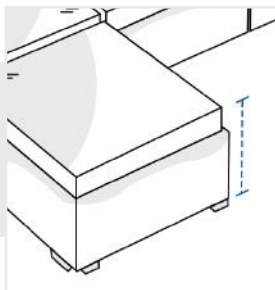
6. Length of Front - Left:

Length of Front - Left of the Sofa



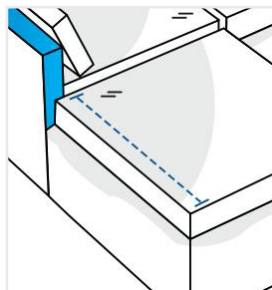
7. Height from Ground to Cushion:

Height from Ground to Cushion



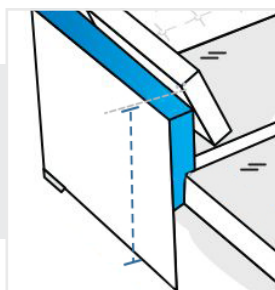
8. Depth#1:

Depth#1 of the Sofa



9. Height from Ground to Arm:

Height from Ground to Arm of the Sofa



10. Depth of Back rest Incl Cushion:

Depth of back rest Incl Cushion

